



Ultimate Guide to Drupal 10

New functionalities, improved ease of use, and robust security built on Drupal's strong foundation.

Updated for Drupal 10.2, December 2023



03

Introduction

04

Why Use Drupal?

11

How Drupal 10
Expands on the
Platform's Strengths

13

Drupal 10: What's New

22

Preparing for Drupal 10

27

The Future of Drupal 10



Whether you're a longtime user or have yet to try it, this guide is meant to help you better understand Drupal and its latest version, Drupal 10. As the largest contributor to Drupal 10, Acquia is well-positioned to provide useful guidance for you and your team.

There are certainly many benefits to using Drupal as your content management system (CMS). But, as we take a closer look at what Drupal 10 has to offer, it's worth highlighting some reasons different stakeholders are drawn to it.

- ◆ **Developers** typically value Drupal's open source flexibility, stability, security, and active contributor community.
- ◆ **Marketers** often value the powerful marketing tools they have access to with Drupal.
- ◆ **Business owners** may view Drupal positively because their developers and marketers agree on it, but many appreciate how it can help their business become more agile, innovative, and competitive.

In fact, Drupal delivers a wide range of capabilities, features, and benefits that make building and maintaining almost any website easier.

But Drupal also makes it easy to deliver content to many other channels that are important for today's businesses.



Why Use Drupal?



1. Drupal Is Open Source

A huge part of what sets Drupal apart is flexibility. Unlike proprietary content management systems, which constrain your choices of capabilities and features to those that are available within a particular vendor's ecosystem, Drupal enables you to apply a best-of-breed approach. This makes it possible to choose the back end, front end, and delivery technologies that best meet your unique individual requirements.

Drupal achieves this flexibility because it is an open source solution. Supported by an active community of 10,000+ contributors, rather than a single company or author,

Drupal offers its users the creative freedom to innovate and solve problems — without the limitations of vendor lock-in.



Because it's open source, Drupal ensures that its users will have:

- ◆ Unlimited flexibility
- ◆ No vendor lock-in, so you can take your code anywhere
- ◆ Access to rapid and ongoing community-driven innovation

2. Drupal Features a Flexible Architecture for Modern App Development

The digital space has never been noisier or more crowded, and it's the details that matter. Teams are challenged to develop and publish large volumes of content, as well as distinguish their business from competitors by maintaining a visually distinct brand identity.

Drupal's architecture gives developers more flexibility here, enabling them to control their own code – and data – so that they can express the unique qualities of their brand.

Drupal works for content management environments and sites that span the full range of possibilities:

- ◆ From traditional to headless
- ◆ From dynamic to static
- ◆ From small to large
- ◆ From simple to complex
- ◆ From web to mobile

A Closer Look at Features that Give Developers More Flexibility



Headless/Decoupled Support

Drupal ships with an implementation of the JSON:API specification, but [GraphQL](#) and other standards are also available as extensions. This allows developers to use Drupal as a central content store on a decoupled front end (mobile application, JavaScript framework, etc.).



Mobile Experience

Drupal is designed with mobile in mind, from the installer to the modules page. To support the wide range of internet-enabled devices that are available, Drupal incorporates responsive design into all of its functionality. Carefully crafted form elements provide targeted user interfaces on mobile devices for fields such as date/time, phone numbers, and email addresses.



Static Sites with Drupal

What's unique about Drupal is that it can scale from really complex interactive experiences down to static content sites. The popular [Tome](#) extension allows the use of Drupal as a static site generator with the full power of Drupal at the back end, while only the super-fast-to-serve static site content is pushed to production.



3. Drupal Offers a Marketer-Friendly CMS

Today's marketers need to keep up with their customers' ever-evolving preferences. To achieve better campaign outcomes, they need to be able to act quickly. This means working to optimize digital experiences on the fly — without having to wait for developers to build and implement complex components.

Drupal empowers marketers to do exactly this. Drupal can work in tandem with solutions that make it possible to deliver intelligent, personalized experiences for users across a multitude of channels.

Drupal includes a plethora of SEO features, hundreds of martech integrations, visual website and landing page builders, live previews, reusable and composable content, multilingual capabilities, enterprise content workflows, rich page templates, and more.

The best part is that many of these capabilities can be implemented with little or no assistance from developers.

A Closer Look at Features that Streamline Work for Marketers



Layout Builder

The Layout Builder core module provides layout capabilities for content. Layout Builder is unique in offering a single, powerful visual design tool for the following three use cases:

- ◆ **Layouts for templated content**
- ◆ **Customization for templated layouts**
- ◆ **Custom pages**



Multilingual Capabilities

Drupal comes with built-in features to make any part of the system multilingual:

- ◆ **The ability to install Drupal in 100 different languages from the get-go**
- ◆ **Translation for content items, such as nodes, taxonomy terms, menu items, and user profiles**
- ◆ **Configuration translation, such as making listings and forms multilingual**



Content Workflow

The Workflows module allows users to define multiple workflows and show the content workflow states and transitions allowed between them. The Content Moderation module allows users to create content revisions that are not live yet, but have received updates since the last version.



Workspaces

A promising experimental feature still under development called Workspaces allows for staging and publishing multiple content changes (article text, sidebar blocks, menu entries, and so on) at once and previewing how they will look in their entirety. Users can even prepare site content around multiple “scenarios,” such as election results or Oscar winners, and publish the appropriate version when the time comes.

4. Drupal Provides Extensive Integrations

Building on Drupal gives you complete freedom to customize your site and content so that it's exactly the way you want it. This includes integrating the modules and extensions that you want, regardless of who built them or what platform they run on.

In fact, more than 50,000 pre-built integrations and extensions are available for Drupal. But if none of these suit your needs perfectly, you can always build another one.

The broad array of integrations includes components that enable:

- ◆ **Form creation**
- ◆ **Personalization**
- ◆ **Customer relationship management (CRM)**
- ◆ **Commerce**
- ◆ **Digital asset management (DAM)**
- ◆ **Marketing automation**
- ◆ **Cookie management/GDPR compliance**
- ◆ **Social media marketing**
- ◆ **Analytics**

In other words, alongside Drupal, you can continue to use the familiar marketing tools that your team has already invested in learning.

Drupal plays nice with your organization's existing email, analytics, and marketing automation solutions – as well as other components of your tech stack.



5. Drupal Is Scalable and Performant

Teams responsible for overseeing enterprise-level web properties know how important scalability is. Your web applications need to deliver peak performance at the times when they attract the most traffic and attention. The demands on your technology architecture are greatest exactly when failure would do the most damage.

Fortunately, Drupal is known for its ability to deliver world-class performance and scalability. In fact, some of the most visited websites in the world run on Drupal, including those supporting events like the Olympics and the Super Bowl.

Drupal’s performance-enhancing features include:

- ◆ **Powerful caching with fine-grained cache clearing**
- ◆ **BigPipe for smoother page loading (The main content of a page populates quickly while auxiliary content, like sidebars, is still being generated)**
- ◆ **Horizontal scaling to dozens of servers**
- ◆ **Deep CDN integrations for global 24/7 availability**
- ◆ **Multi-region failover support for high availability**
- ◆ **Optimized HTML generation**

- ◆ **JS/CSS aggregation**
- ◆ **Support for lazy image loading**
- ◆ **Support for modern image formats**

6. Drupal Is Highly Secure

With data breaches making headlines daily and online attacks costing global businesses and consumers billions of dollars each year, today’s consumers are more concerned about the privacy and security of their data than ever. Modern cyberthreats never sleep. Instead, they continue to evolve, always seeking the weakest link in an organization’s digital ecosystem.

Drupal was designed to be highly secure. Trusted by governments, nonprofits, and many of the world’s largest enterprises, the platform is home to numerous mission-critical websites. It’s protected by a 30+ person internal security team, as well as the efforts of more than 10,000 contributors.

This means that bugs have nowhere to hide, making Drupal one of the most stable and secure CMSs that exists.

How Drupal 10 Expands on the Platform's Strengths



Drupal 10 continues to build upon all of the successes that have made it the CMS of choice for ambitious site builders all around the world. It remains highly secure, powerfully configurable, flexible, and integration-rich, enabling brands to express their unique visual identity in ways that set them apart from competitors.

Upon its release on December 14, 2022, Drupal 10 included all the best features and functionalities of Drupal 9, and upgrading to the new release is easy and straightforward. Essentially, Drupal 10 is a refined version of Drupal 9 that builds on the strengths of the platform we have described above.

Retaining Security Is Key

As the security needs for underlying platforms (like PHP) continue to evolve, the update ensured that Drupal has no dependencies that will soon pass out of support or reach end of life.

To be clear, this does not mean that previous versions of Drupal are insecure. But as technology advances, new security issues emerge and the threat landscape changes. Part of Drupal's mission is to evolve the platform's underlying foundation so that developers and site administrators remain equipped to address security concerns moving forward.

To ensure a long-supported platform for Drupal 10, the initial version required PHP 8.1 and was built on Symfony 6.1. Drupal 10.2 supports up to PHP 8.3 and is based on Symfony 6.4. On the front end, support for Internet Explorer is entirely dropped, based on Microsoft themselves having stopped support in 2022.



Drupal 10: What's New

Olivero Is Now the Default Front-End Theme

In Drupal 10, Olivero replaces Bartik as the default front-end theme. Bartik did not give Drupal a good look at the start anymore and is no longer available as part of Drupal core. However, users

who continue to rely on it can download it as an extension.

Olivero, which had been introduced and refined in previous versions of Drupal, offers flexibility and a clean, modern appearance. It is also highly accessible and easy to navigate — even for users who have visual impairments.

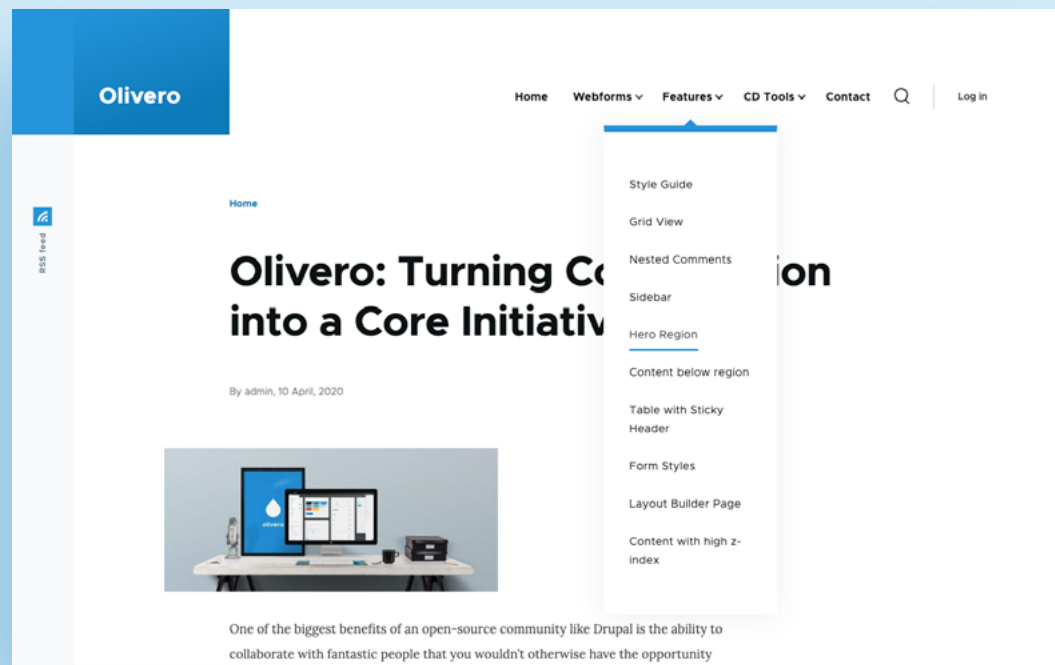
In addition, Olivero is WCAG AA-conformant and supports multi-level menu creation.

Customizing the Look of Drupal Is Now Easier

Most development teams apply their own front-end look, either by adjusting a full featured theme or by custom-building one based on a generic base theme. [Starterkits](#) are new to Drupal 10 and change the process of theme creation, enabling front-end developers to use a copy of a base theme as a starting point for building a new theme, rather than extending the base theme at runtime. This makes it possible to update the default markup and CSS that are shipped as part of base themes, such as the Starterkit theme

in Drupal core, while ensuring that site front ends remain stable. Runtime subtheming is still supported, but you should only use that method when the extended theme is fully in your control.

Drupal 10.1 added a new [Single Directory Components](#) experimental module that supports bundling template, style, and JavaScript files together for components. Twig template debugging and render caching settings are now exposed on an easy-to-use admin page. Plus, the new Twig filters, `add_class` and `set_attribute`, were introduced to make markup manipulation easier in field templates.



Improved Administration Back End

A new, clean, powerful, and highly accessible administration theme named Claro is now available in Drupal core.

Claro offers a lighter and simpler administrative interface, offering admins an improved user

experience while still giving them full control over Drupal’s power and flexibility. Claro:

- Better supports mobile devices and experiences**
- Improves accessibility**
- Offers larger touch targets on-screen**

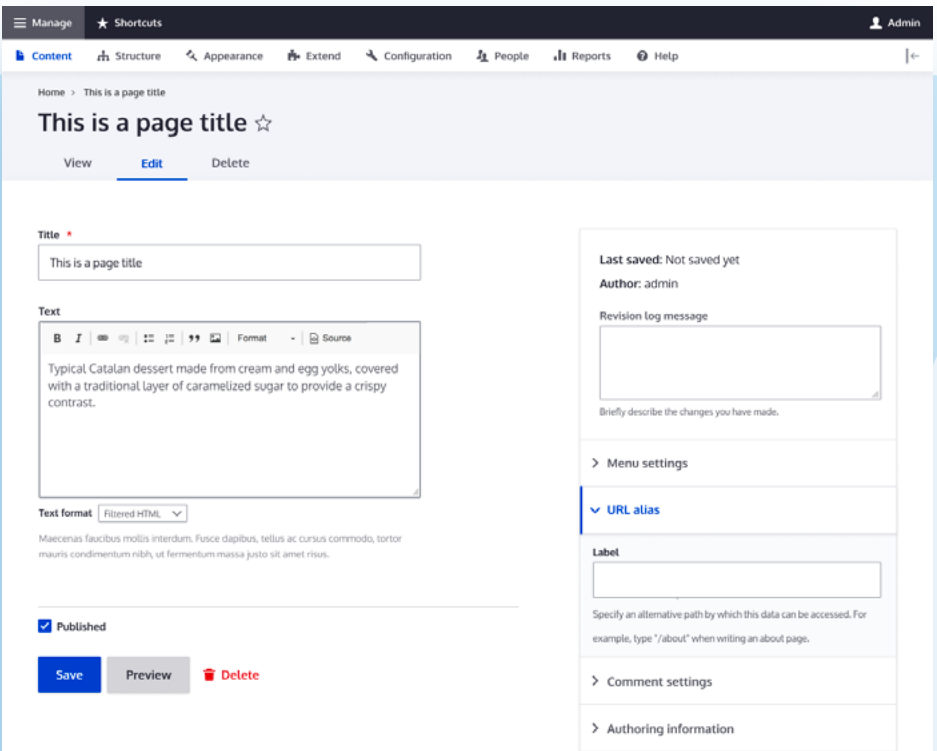
Because Claro was introduced as the new default administration theme in Drupal 9, many users will not notice a major change in their experience. However, those who used Seven, an administration theme available in previous versions, no longer have it as an option in Drupal 10 core. They can still use Seven as a contributed extension.

A popular add-on theme, [Gin](#), is also available for Drupal 10, though it’s not part of Drupal core. Gin is built on top of the Claro theme, providing additional options for the admin interface. Gin includes customizations that are out of scope for Claro, but serves as a foundation for future experimentation.

As of Drupal 10.1, the administration toolbar renders faster on back-end and front-end pages, so you can get to your tasks more easily. There is also a new option within Views that lets you create pages that appear in the administration theme regardless of their path.

Permission management is made easier in Drupal 10.2 with an added quick filter to find the right permissions to adjust.

A new Announcements Feed module was also added to new Drupal installations by default to inform site owners and administrators about project news.



Decoupled Navigation Made Easier With Dedicated Support

Drupal was already a great component in a decoupled content setup. However, managing navigation between content elements in a decoupled scenario can be difficult. From Drupal 10.1, dedicated endpoints using the [Linkset](#) standard help solve this, providing the best way for JavaScript front ends to consume configurable menus managed in Drupal. This makes it easy for a front-end developer to consume menu data in order to render navigation, instead of hard-coding it. This also means that non-developers can manage application menus without writing code!

Drupal 10.2 further improved menu creation by making it possible to directly add child menu items easily.

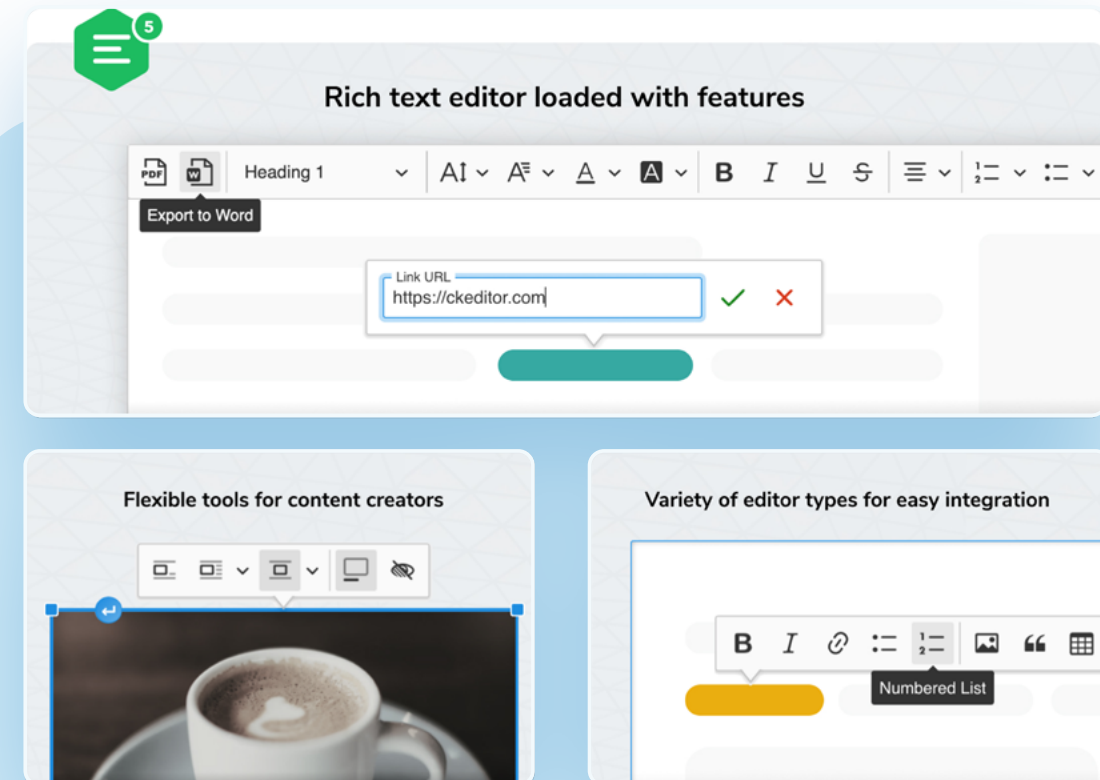
JavaScript Modernization

In Drupal 10, modern JavaScript components were added to replace some uses of jQuery UI. This replacement process will continue with later versions of Drupal 10. Additionally, Drupal 10.1 introduced on-the-fly JavaScript file minification to make it easier to develop for Drupal without additional build steps.

CKEditor 5 Replaced CKEditor 4 to Deliver Better Authoring, Editing, and Support

The inclusion of a new version of CKEditor within Drupal 10 enables a better authoring and

editing experience and ensures that Drupal's built-in WYSIWYG text editor has ongoing support once CKEditor 4 reaches end of life at the close of 2023. From version 4 to version 5, CKEditor has been rewritten from the ground up with a significantly different architecture.

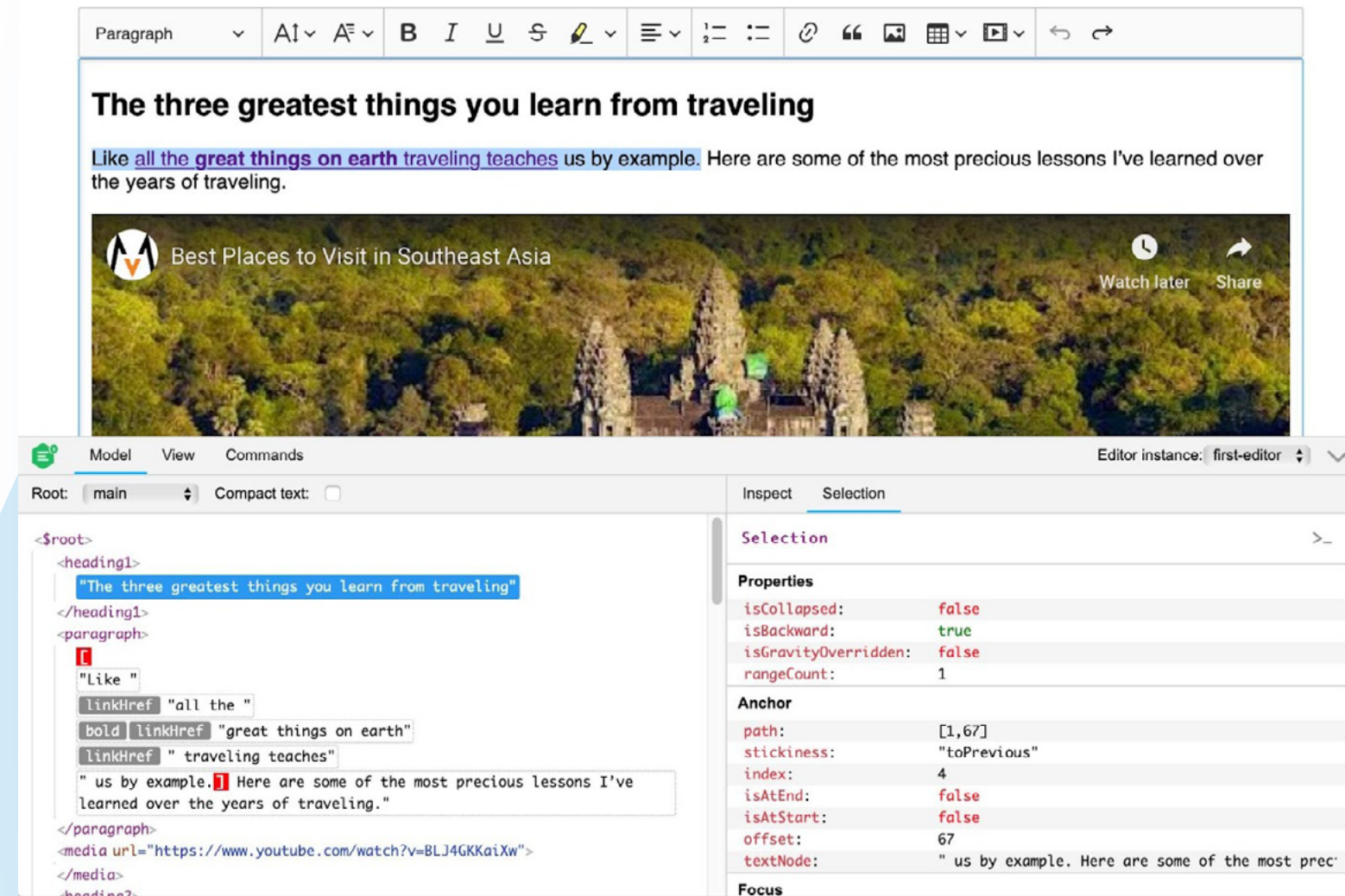


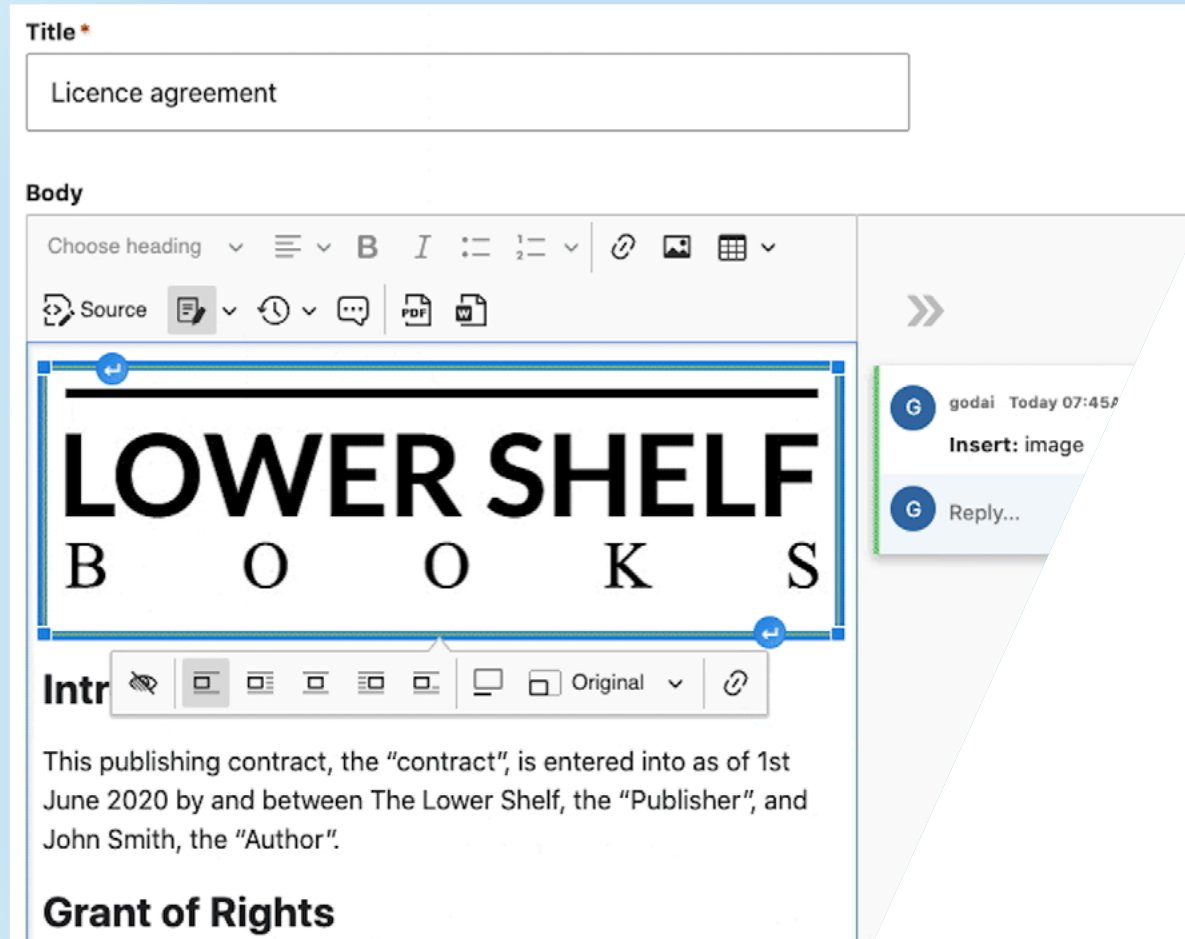


CKEditor 5 makes it easier to import media using a drag-and-drop process, and it's simpler to add or adjust alternate text on images. A contextual pop-up box will appear when you click on an image, letting you add or edit alt-text. CKEditor 5 is also easier to navigate, and user dialogues have been streamlined.

The Drupal 10.1 update offered even more CKEditor improvements, including an autoformat feature that recognizes when you are typing a list or a header and automatically formats it accordingly.

CKEditor 5's new and different architecture makes it a significant update to CKEditor 4. For instance, now all HTML elements you want to edit need explicit support in CKEditor 5. These differences mean that developers who have created integrations or customizations with CKEditor 4 will need to address compatibility when managing the upgrade.





Because Drupal has a strong collaborative partnership with CKSource, the company behind CKEditor, the two groups have worked together to ensure strong integration between their solutions. That includes making the transition from version 4 to 5 easier for users. If you haven't created any custom integrations, you can use an automatic migration tool that will preserve all of the text you edited in CKEditor 4 in the new version.

However, if you do have custom integrations, such as customized buttons, you can use the [CKEditor 5 Dev Tools](#) project to help implement the same features.

The new modern editing architecture of CKEditor 5 makes it possible to add premium features, such as Google Docs-like collaborative editing. This feature requires a CKSource subscription and is available with the [CKEditor 5 Premium Features](#) extension for Drupal.



Content Modeling and Management Is Easier

Drupal 10.1 revamped the user interface for reusing existing fields, making it easier to create consistent content models. Text fields can now enforce a specific text format, streamlining the experience for content editors. A unified entity revision editing experience was added, which makes prior versions of content easier to manage regardless of whether they are in content blocks, nodes, or other entity types. Functionality for bulk operation lists was also enhanced with a floating action bar that enables users to easily launch actions on multiple selected content items.

Drupal 10.2 made new field creation even easier by combining multiple settings forms into one.

File and Media Management Is Improved

Drupal 10.2 introduced filename sanitization and transliteration settings out of the box for file uploads. This includes whitespace replacement and lowercasing options among others. Media entities also received support for revision editing and the default image styles installed by Drupal core now use WebP, which reduces image sizes by roughly 25%-34%.

Block Management Is More Flexible

From Drupal 10.1, you can now create custom blocks directly under Structure in the administrative interface. Now, with more granular permissions, you can manage blocks by type — and revisions applied to block content can be reviewed and rolled back if needed.

Drupal 10.2 also made it possible to show or hide blocks on pages based on response status (“success,” “access denied,” or “not found”).

Enhanced Lazy Loading Capability Improves the User Experience

Through BigPipe, Drupal enables web browsers to dynamically load more page information after the initial page is loaded, therefore reducing initial page load times. As of Drupal 10.1, BigPipe also supports interface previews for delayed content. This helps reduce page reflows and streamlines the user experience.

Also, from Drupal 10.1, responsive images can be lazy loaded and oEmbed content can be configured to be lazy loaded so it doesn’t hold up the initial page load.



Drupal 10 Offers Improved Core Code Performance

With the release of Drupal 10, Drupal core is smaller and leaner. Contributors have made extensive efforts to clean up and streamline the code in order to emphasize Drupal’s strengths and core functionalities. There’s a sense of renewed focus on the fundamental building blocks that make Drupal what it is today. The result is that, with Drupal 10:

- ◆ **There is less code to maintain.**
- ◆ **There are fewer potential security problems to be concerned about.**

In many instances, contributors have rewritten code to be more efficient. All code that was deprecated in Drupal 9 has now been entirely removed. This helps reduce confusion and redundancy in Drupal’s APIs.

Features that haven’t stood up well over time have also been removed in the interest of streamlining the platform as a whole. For instance, a news aggregator module was formerly built into Drupal core, making it possible to integrate data from various RSS feeds. This particular solution is no longer widely used, and better solutions for feed integration exist as contributed projects. So, it made perfect sense to remove the aggregator module from Drupal core.

In addition, a number of other modules remain available for use as contributed projects, but are no longer included in Drupal core. This was done in an effort to make Drupal core leaner and more manageable. Modules that were removed are those that are less used, that aren’t part of an ecosystem, or that weren’t built on in other modules.

Modules Moved	Themes Moved
Aggregator	Bartik
CKEditor 4	Classy
Color	Seven
HAL	Stable
Quickedit	
RDF	

Continuously Improved Developer Experience

Each new minor version of Drupal 10 receives developer experience improvements. Some notable examples:

- ◆ **Drupal 10.1 introduced a DeprecationHelper that makes it easier to write code that is compatible with multiple major Drupal versions.**
- ◆ **Drupal 10.2 received PHP Fiber support in the BigPipe module and the Renderer, which will be useful for faster page generation with async operations. To make it easier to write consistently validated forms, the API for**

configuration forms was made directly compatible with configuration validation. Native PHP attributes were also adopted for plugin annotations while keeping Doctrine annotation support.

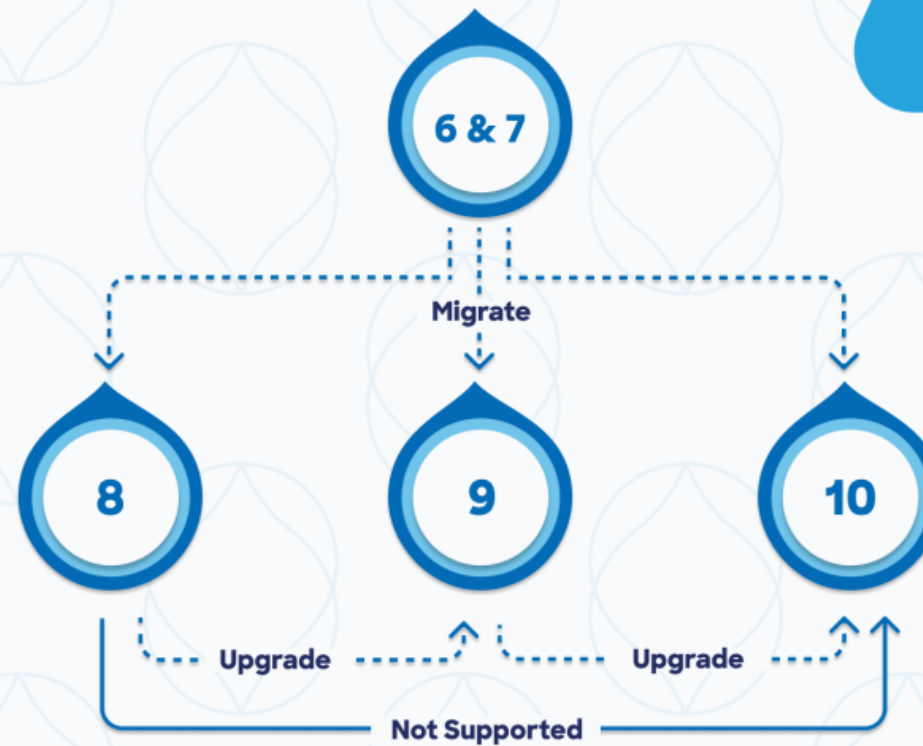
These incremental improvements make developing easier for Drupal. Meanwhile, Drupal 11 will be used to clean out old practices.





Preparing for Drupal 10

Drupal 10 migration



When users made the transition from Drupal 7 to 8, the update involved such extensive changes that it often required a complete site rebuild. With the introduction of Drupal 8, that was changed and simplified, so upgrades to future versions are much easier.

Getting Started with Drupal 10 if You're New to Drupal

Installing and running Drupal is [completely free](#). This includes the 50,000+ [modules](#) available to extend site functionality and the

2,500+ [themes](#) used to modify site appearance.

If you're running the site locally, you may also need to install server software, database software, and software to interpret the PHP programming language (in which Drupal is written).

You can also test-drive a newly installed Drupal site on your own in just a few minutes at [SimplyTest.me](#). This site gives you access to a full Drupal installation to evaluate and customize. (Note that the evaluation site will expire after 12 hours.)





For Drupal 9 Users

Drupal 9 reached its end of life on November 1, 2023, so users should now upgrade to Drupal 10, which is a relatively straightforward process. Enable the [Upgrade Status](#) module on your Drupal 9 site to get an estimate of how extensive the needed changes are. This module can run either on the Drupal back-end UI or on the command line interface with [Drush](#). The module examines your environment to help you update your database server, PHP version, and more, to those compatible with Drupal 10.

It identifies extensions that are not used on the site that likely can be removed. It scans your contributed modules for compatibility issues and uses of deprecated code. When compatible versions are available from Drupal.org, it will help you update them. When the updates are not yet available, it guides you to collaborate on issues on Drupal.org to make the projects compatible. For custom code, it will also provide guidance on where to use [Drupal Rector](#) in order to significantly speed up updating them.

▼ DRUPAL CORE AND HOSTING ENVIRONMENT

Upgrades to Drupal 10 are supported from Drupal 9.4.x and Drupal 9.5.x. It is suggested to update to the latest Drupal 9 version available. [Several hosting platform requirements have been raised for Drupal 10.](#)

REQUIREMENT	STATUS
Drupal core should be at least 9.4.x	Version 9.4.4 allows to upgrade but 9.4.5 is available.
PHP version should be at least 8.1.0. Before updating to PHP 8, use <code>\$ composer why-not php:8.1</code> to check if any projects need updating for compatibility. Also check custom projects manually.	Version 7.4.12
Database JSON support required	Supported.
Invalid permissions will trigger runtime exceptions in Drupal 10. Permissions should be defined in a permissions.yml file or a permission callback.	None found.
Deprecated or obsolete core extensions installed. These will be removed in the next major version.	Color (read more)

Comments

Project Update Bot created an issue. See [original summary](#).

#1 NEW

[delete](#) [edit](#) [unpublish](#) [report as spam](#)

Project Update Bot

Credit commented about an hour ago

#2 NEW

Status: Active » Needs review

File

jsonapi_extras.3.x-dev.rector.patch

5.2 KB

[REVIEW](#)

[SIMPLYTEST.ME](#)

8.x-3.x:

PHP 8.0 & MySQL 5.7, D9.3.0 16 pass

[Add test / retest](#)

This is an automated patch generated by Drupal Rector. Please see the issue summary for more details.

It is important that any automated tests available are run with this patch and that you manually test this patch.


```

@@ -73,9 +82,13 @@ class BulkFormTest extends ContactStorageTestBase {
    $this->drupalLogin($this->drupalCreateUser(['administer contact forms']));
    $this->drupalGet('test-contact-message-bulk-form');
    $elements = $this->xpath('//select[@id="edit-action"]//option');
-   $this->assertIdentical(count($elements), 1, 'All contact message operations are found.');
```

```

-   $this->drupalPostForm('test-contact-message-bulk-form', [], t('Apply to selected items'));
-   $this->assertText('No message selected.');
```

```

+   $this->assertSame(count($elements), 1, 'All contact message operations are found.');
```

```

+   $this->drupalGet('test-contact-message-bulk-form');
```

```

+   $this->submitForm([], t('Apply to selected items'));
```

```

+   // TODO: Drupal Rector Notice: Please delete the following comment after you've made any necessary changes.
```

```

+   // Verify the assertion: pageTextContains() for HTML responses, responseContains() for non-HTML responses.
```

```

+   // The passed text should be HTML decoded, exactly as a human sees it in the browser.
```

```

+   $this->assertSession()->pageTextContains('No message selected.');
```

```

    }
}

```



Drupal Rector will automatically generate fixes to help address compatibility issues. This is simpler and easier than starting the code updates manually. The most common deprecated APIs are covered by Drupal Rector, so it can give you a good head start. Any remaining issues identified by Upgrade Status will need to be fixed manually, but the module will direct you to documentation about the required changes.

Drupal Rector's ability to help developers identify and fix issues to ensure compatibility when moving from Drupal 9 to 10 has been significantly improved in comparison to what its ability was like for the Drupal 8 to 9 shift, even though it was already pretty good then.

If a contributed project is not yet Drupal 10 compatible, use the [Lenient Composer plug-in](#) to update the project on your

site. If uncommitted patches are available to said project, you can use [cweagans/composer-patches](#) to apply patches where necessary and provide feedback to the patch authors and module maintainers about your experience with them. This will result in a site that still runs on Drupal 9 while its extensions are also compatible with Drupal 10. Then, all that's left to do is update Drupal core.

The final minor version of Drupal 9 was Drupal 9.5 and contributors will not build any more new features for Drupal 9. All future features will instead be made available for Drupal 10. These will include key features to be added to core in the future that are already available as contributed or add-on extensions, such as [Automatic Updates](#) and [Project Browser](#).



For Drupal 8 Users

Drupal 8 reached its end of life in November 2021. To upgrade to Drupal 10, you must first update your site to Drupal 9. Use the Upgrade Status Module to analyze your site. More than 10,000 contributed projects are available to run on Drupal 9, and most necessary custom code updates can be completed automatically using Drupal Rector.

For Drupal 7 Users

Drupal 7 will reach end of life on January 5, 2025. Drupal 10 includes migration tools that make it possible to migrate directly from Drupal 7 and contributed projects are mostly compatible with Drupal 10 as well now.

If you are using custom modules, [Drupal Module Upgrader](#) can help convert Drupal 7 code to be compatible with Drupal 10. Other community add-ons in the [Migrate Tools](#) and [Migrate Plus](#) projects will help streamline the upgrade.

Acquia open sourced our [Migrate Accelerate](#) product so anyone can use it now to dramatically speed up the migration process using an easy-to-follow user interface.

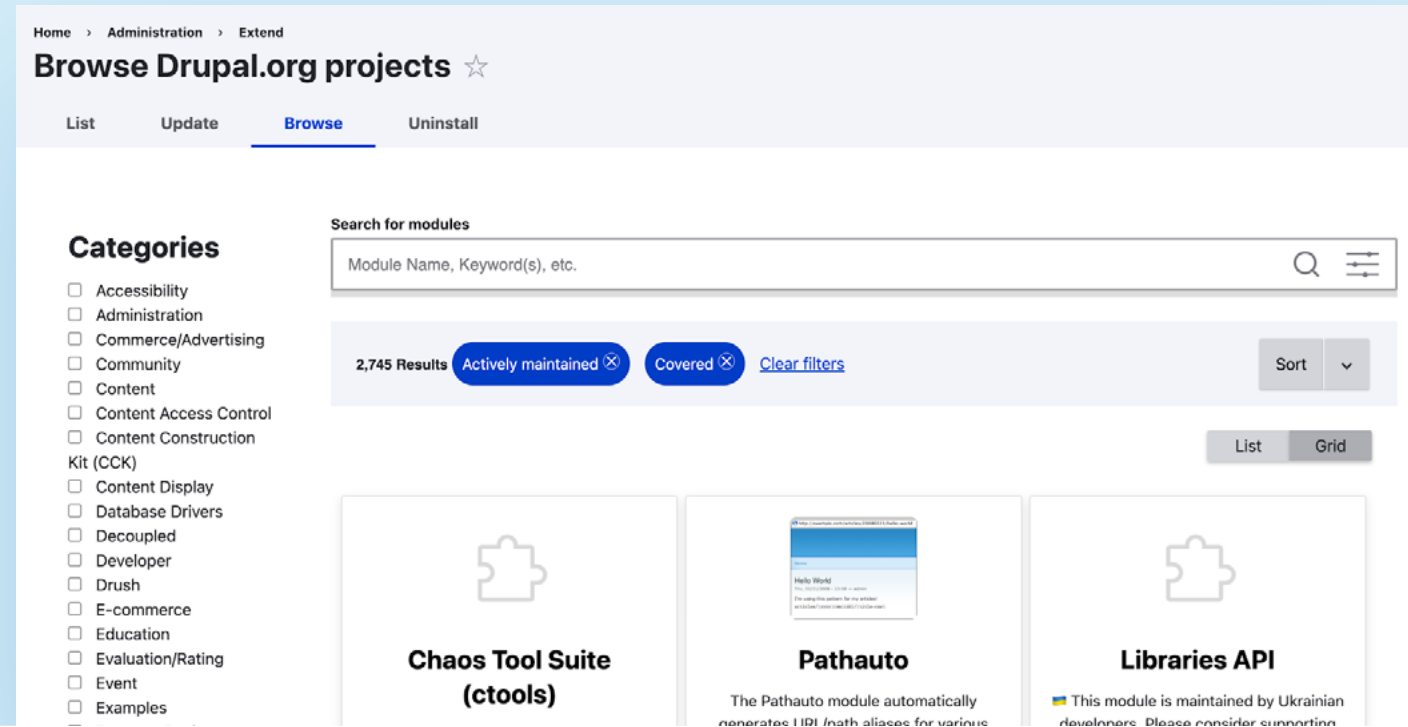


The Future of Drupal 10

As mentioned above, Drupal 10 was released on December 14, 2022. Following Drupal's six-month release cycles, Drupal 10.1 was released in June 2023, 10.2 was released in December 2023, and 10.3 is planned for June 2024.

In November 2023, it was announced that Drupal 10 will be supported until Drupal 12's release in mid- to late 2026. While Drupal 11 is planned for 2024, this means there won't be an immediate need to update to the new version.

Various key components are currently being worked on as



contributed extensions, built for eventual inclusion in Drupal core when they're ready.

[Automatic Updates](#) applies updates to Drupal core in a separate, sandboxed copy of your site. This keeps the site up and running until the version is ready to be deployed. Automatic Updates can detect and report problems at every stage of the update process. The module

automatically detects database changes in an incoming update and helps you run them during the process. It currently supports patch-level updates but minor version updates are also implemented in an experimental submodule. The main module is currently stable as a contributed extension and will likely be added to Drupal 10 core as an experimental module.

[Project Browser](#) makes it easy for site builders to find modules and themes. Once a project is selected, it is installed with Automatic Updates's Package Manager component. The browser lives inside the Drupal site itself on a new Browse tab under Extend. This means you don't need to leave your site in order to look for projects.



[Recipes](#) are meant to make it easier for site builders to create the functionalities they need from their web applications. In the past, distributions have offered all the features and functions needed to build a specific type of site, made available within a single download package containing Drupal core, contributed modules, themes, and predefined configuration. The goal was to make it possible to set up a complex, use-specific site quickly, in fewer steps than it would take if you were installing and configuring its elements individually. However, distributions are difficult to keep updated, can't easily be removed, and can't be added once you have started your project. Plus, they can't be mixed and matched with other sets of functionalities.

In Drupal 10, the concept of recipes will be introduced, possibly replacing distributions as well. Recipes will make it possible to combine and preconfigure Drupal features. Unlike distributions, a recipe can be installed at any point during a Drupal application's lifecycle. Though recipes are declarative rather than functional, they'll be able to harness dependent modules to build functionalities. And they'll be able to build upon other recipes to create Recipe Kits.

The [Navigation project](#) houses a redesigned administration toolbar that places options on the left side and supports both a collapsed mode with menu icons, as well as an expanded mode.

The [Next Generation Page Builder initiative](#) was announced shortly before Drupal 10.2's release to improve existing page building solutions and bring an improved experience to Drupal core.

While not an official initiative, there is also a renewed excitement around front-end improvements following the addition of Single Directory Components and the removal of support for Internet Explorer. So, keep your eyes open for exciting news there too.

When Will Drupal 11 Be Released?

Similar to previous major versions, there are three possible dates announced: June, August, or December 2024.

The planned strategy for Drupal 11 is to double-down on composability, which will help accelerate innovation in the project's contributed modules repository. More core extensions will be removed that don't contribute to the core strengths of the ecosystem. Instead, Project Browser will be emphasized to make it easier for site builders to find and take advantage of a lot more prebuilt modules. It will also be possible to install and configure groups of prebuilt modules together, using Recipes. And the Automated Updates Initiative will continue to make updating Drupal easier than ever.

Ready to Try Drupal 10?



Learn more about how Acquia can support your move to Drupal 10.

Explore Drupal 10

To stay up-to-date on Drupal, you can also check out the following resources:

- ◆ https://dev.acquia.com/drupal10/deprecation_status/projects
- ◆ <https://twitter.com/drupal>
- ◆ <https://twitter.com/dropismoving>
- ◆ drupal.org/about/core

Acquia

ACQUIA.COM

About Acquia

Acquia empowers ambitious digital innovators to craft productive, frictionless digital experiences that make a difference to their customers, employees, and communities. We provide the world's leading open digital experience platform (DXP), built on open source Drupal, as part of our commitment to shaping a digital future that is safe, accessible, and available to all. With Acquia DXP, you can unlock the potential of your customer data and content, accelerating time to market and increasing engagement, conversion, and revenue.

